

TABLE OF CONTENTS

Schedule of 2010 Projected Fund Balance	1
Chart of 2010 Adopted Budget Revenue by Source	2
Schedule of 2010 Adopted Budget Revenue Sources by Fund	3
Schedule of 2010 Adopted, 2009 Adopted and 2008 Actual Revenues by Function	4 - 6
Chart of 2010 Adopted Budget Expenditures by Type	7
Schedule of 2010 Adopted Budget Expenditures by Type by Fund	8
Chart of 2010 Adopted Budget Expenditures by Function	9
Schedule of 2010 Adopted, 2009 Adopted and 2008 Actual Expenditures by Function	10 - 12
Chart of 2010 Adopted Budget Consumption of Taxes by Function	13
Schedule of 2010 Adopted Budget Consumption of Taxes by Function	14 - 15
Chart of 2010 Adopted Budget Consumption of Taxes by Function Bar Chart	16
Schedule of 2010 Adopted Budget Expenditures For Sponsored Not For Profits	17

	2010 Beginning Fund Balance (1)	2010 Budget Revenue (2)	2010 Budget Expenditures (2)	2010 Budget Adjustments (3)	Proposed 2010 Ending Fund Balance (3)
GENERAL FUND (3)					
Unreserved	\$ 105,097,799	\$ 225,563,788	\$ 209,993,229	\$ (9,587,549)	\$ 111,080,809
Reserved/Designated	26,163,069			355,961	26,519,030
	\$ 131,260,868	\$ 225,563,788	\$ 209,993,229	\$ (9,231,588)	\$ 137,599,839
SPECIAL REVENUE FUNDS					
Aging	216,115	11,271,104	11,211,370	0	275,849
Children & Youth Serv.	14,474	32,979,299	38,485,400	5,506,101	14,474
Community Development	490,680	9,322,709	8,902,470		910,919
Council On Chemical Abuse	0	4,778,545	6,536,980	1,758,435	0
Domestic Relations	5,600	5,159,413	6,251,465	1,092,052	5,600
Health Choices	5,746,695	72,613,376	72,613,376	0	5,746,695
Human Services	58,771	3,342,825	3,376,198	0	25,398
Job Training	775,678	7,947,038	7,912,041	0	810,675
Liquid Fuels	4,816,318	2,618,441	2,351,576	0	5,083,183
MH/MR	0	20,559,487	21,434,487	875,000	0
Special Legislation	3,746,241	3,244,000	2,922,826	0	4,067,415
Total Special Revenue Funds	\$ 15,870,572	\$ 173,836,237	\$ 181,998,189	\$ 9,231,588	\$ 16,940,208
ENTERPRISE FUNDS					
Berks Heim	(9,807,907)	36,829,066	35,499,725	(1,105,301)	(9,583,867)
Youth Detention Center	(6,997,685)	12,414,189	12,939,696	(271,556)	(7,794,748)
Emergency 911 Systems	3,622,883	8,536,736	8,443,627	1,192,408	4,908,400
Total Enterprise Funds	\$ (13,182,709)	\$ 57,779,991	\$ 56,883,048	\$ (184,449)	\$ (12,470,215)
Total Designated/Undesignated Fund Balance Without Capital Projects Fund	\$ 133,948,731	\$ 457,180,016	\$ 448,874,466	\$ (184,449)	\$ 142,069,832
Capital Projects Fund	\$ 12,519,092	\$ 31,658,641	\$ 33,250,428	\$ 0	\$ 10,927,305
Totals	\$ 146,467,823	\$ 488,838,657	\$ 482,124,894	\$ (184,449)	\$ 152,997,137

FOOTNOTES:

- (1) Beginning Fund Balance is based upon 12/31/09 projection of revenues and expenditures by the Budget Office.
- (2) Revenue and Expenditure numbers include indirect and operating transfers.
- (3) Represents reservation of General Fund balance, uses of General Fund balance for Special Revenue funds and Depreciation/Capital adjustments required by Accounting Principals for Fund balance in Enterprise Funds.

General Fund balance reserved for:

ACT 198	\$ 108,904	
Farmland preservation	68,021	
Conversion Pay	113,203	
Hazmat response	963,620	
Treatment court	3,289	
Workers Comp	1,761,553	
Encumbrances	701,938	
Berks Heim	9,583,867	
Youth Detention Center	7,794,748	
		21,099,143

General Fund balance designated for:

Capital Projects	1,340,000
Environmental Litigation	79,887
Health Insurance Reserve	4,000,000
	<u>5,419,887</u>


Total reservation and designation of fund balance at 12/31/10

26,519,030

Budgeted General Fund support of Special Revenue Funds:

CYS	5,506,101	
Council on Chemical Abuse	1,758,435	
Domestic Relations	1,092,052	
MH/MR	875,000	
	<u>9,231,588</u>	9,231,588
		<u>35,750,618</u>
Reversal of 12/31/2009 Reserved/Designated		(26,163,069)
		<u>9,587,549</u>

2010 Adopted Budget Revenue by Source



Schedule of 2010 Adopted Budget Revenue Sources
By Fund

County of Berks, Pennsylvania
2010 Adopted Annual Budget

	Real Estate Taxes	Grants	Dept'l Earnings	Other Revenue	Interfund Transfers	Totals
General Fund	\$ 127,008,976	\$ 32,484,544	\$ 24,832,198	\$ 14,759,773	\$ 26,478,297	\$ 225,563,788
Special Revenue Fund						
Aging	\$	\$ 10,094,997	\$ 545,835	\$ 420,000	\$ 210,272	\$ 11,271,104
Children & Youth Serv		31,065,400		1,738,199	175,700	32,979,299
Community Development		8,452,709		50,000	820,000	9,322,709
Council on Chemical Abuse		4,778,545				4,778,545
Domestic Relations		4,684,413	475,000			5,159,413
Health Choices		72,463,376		150,000		72,613,376
Human Services		3,336,825		6,000		3,342,825
Job Training		7,917,338			29,700	7,947,038
Liquid Fuels		2,383,441		235,000		2,618,441
MH/MR		20,334,764	124,723	100,000		20,559,487
Special Legislation			3,244,000			3,244,000
Total Special Revenue	\$ 0	\$ 165,511,808	\$ 4,389,558	\$ 2,699,199	\$ 1,235,672	\$ 173,836,237
Enterprise						
911 Systems		3,656,786	4,829,950	50,000		8,536,736
Berks Heim			36,774,066	55,000		36,829,066
Youth Detention		1,852,878	9,479,968	680,843	400,500	12,414,189
Total Enterprise	\$ 0	\$ 5,509,664	\$ 51,083,984	\$ 785,843	\$ 400,500	\$ 57,779,991
Capital						
Capital Projects				31,658,641		31,658,641
Total Capital	\$ 0	\$ 0	\$ 0	\$ 31,658,641	\$ 0	\$ 31,658,641
Total 2010 Revenues	<u>\$ 127,008,976</u>	<u>\$ 203,506,016</u>	<u>\$ 80,305,740</u>	<u>\$ 49,903,456</u>	<u>\$ 28,114,469</u>	<u>\$ 488,838,657</u>

Note:

Grants represent federal and state funding sources.

Dept'l Earnings represent fees for service and program service cost reimbursements.

Other Revenue includes items such as Interest Income, Loan Proceeds, Rental Income and mandated client contributions (i.e. social security).

Other Revenue General Fund includes \$9,305,550 of new Bond Proceeds used to finance a SWAP termination fee that occurred in Oct. 2009.

	2010 Budget Adopted	2009 Budget Adopted	2008 Actual	2010 vs 2009 Budget
General Government				
Budget	\$ 883,692	\$ 859,054	\$ 860,007	\$ 24,638
Commissioners	1,239,215	1,030,663	1,088,617	208,552
Controller	2,093,143	2,002,967	1,978,870	90,176
Election Services	320	5,700	62,201	(5,380)
Facilities	695,728	248,170	169,548	447,558
Fleet Management	224,539	236,427	224,342	(11,888)
Human Resources	2,098,788	1,919,866	1,238,223	178,922
Information Systems	4,437,169	3,866,356	3,918,975	570,813
Mailroom/Printing	469,468	422,935	448,193	46,533
Non-Departmental	9,811,526	8,665,425	8,498,869	1,146,101
Purchasing	441,148	443,086	484,537	(1,938)
Real Estate	16,675	19,000	17,250	(2,325)
Recorder of Deeds	2,605,000	2,895,700	2,839,797	(290,700)
Solicitor	1,203,858	1,044,366	1,053,869	159,492
Tax Claim	6,010,500	5,440,500	5,684,523	570,000
Tax Collectors	40,000	0	0	40,000
Telecommunications	337,136	242,183	304,971	94,953
Treasurer	125,249,834	125,872,585	124,598,652	(622,751)
Veterans Affairs	0	0	0	0
Total General Government	\$ 157,857,739	\$ 155,214,983	\$ 153,471,444	\$ 2,642,756
Judicial				
Clerk of Courts	1,382,947	1,444,000	1,481,979	(61,053)
Community Bail Program (BCPS)	236,000	236,000	212,911	0
Constables	0	0	0	0
Coroner	41,000	40,500	37,665	500
Court Reporters	0	0	0	0
Courts	1,468,884	1,698,932	1,801,756	(230,048)
District Attorney	807,914	572,514	404,318	235,400
District Justices	3,675,000	3,675,000	3,592,179	0
Law Library	9,160	4,500	6,173	4,660
Prothonotary	1,830,000	1,588,750	1,776,126	241,250
Public Defender	36,039	33,270	62,229	2,769
Register of Wills	869,640	868,500	817,197	1,140
Sheriff	1,586,800	1,699,847	1,594,524	(113,047)
Total Judicial	\$ 11,943,384	\$ 11,861,813	\$ 11,787,057	\$ 81,571
Public Safety				
Adult Probation	2,250,085	2,307,745	2,270,044	(57,660)
CRC	222,276	0	0	222,276
County Fire Training	44,570	44,000	44,076	570
Emergency Management	266,000	262,000	269,853	4,000
Juvenile Probation	7,812,716	9,092,440	8,254,716	(1,279,724)
Prison	2,793,635	2,515,020	2,890,850	278,615
RIP Offenders Grant	452,977	460,356	479,064	(7,379)
Total Public Safety	\$ 13,842,259	\$ 14,681,561	\$ 14,208,603	\$ (839,302)

Schedule of 2010 Adopted, 2009 Adopted and 2008 Actual Revenues
By Function

County of Berks, Pennsylvania
2010 Adopted Annual Budget

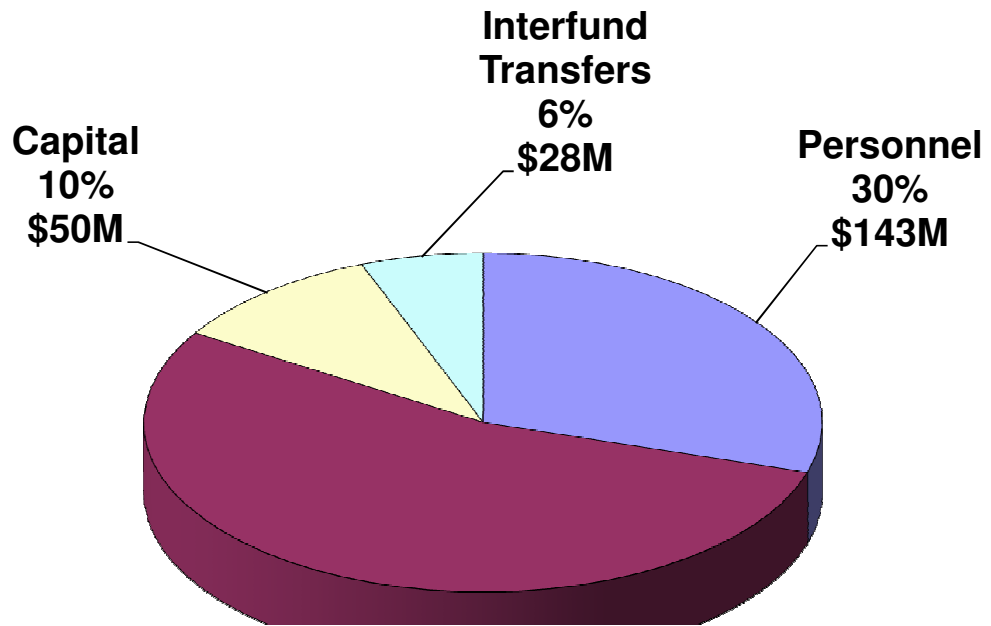
	2010 Budget Adopted	2009 Budget Adopted	2008 Actual	2010 vs 2009 Budget
Human Services				
Aging	11,271,104	10,511,785	10,740,340	759,319
Children & Youth Serv	32,979,299	32,399,230	36,683,747	580,069
Council on Chemical Abuse	4,778,545	4,709,701	6,558,097	68,844
Domestic Relations	5,159,413	4,373,038	5,490,964	786,375
Health Choices	72,613,376	63,898,929	64,041,195	8,714,447
Human Services	3,342,825	3,037,982	3,479,925	304,843
Job Training	7,947,038	7,308,037	7,476,960	639,001
MH/MR	20,559,487	61,059,539	64,194,656	(40,500,052)
Child Care Information Services	17,994,614	17,462,566	17,611,070	532,048
Total Human Services	\$ 176,645,701	\$ 204,760,807	\$ 216,276,954	\$ (28,115,106)
Public Works				
Engineering	61,859	151,205	148,835	(89,346)
Solid Waste/Recycling	3,026,953	4,240,000	3,942,258	(1,213,047)
Total Public Works	\$ 3,088,812	\$ 4,391,205	\$ 4,091,093	\$ (1,302,393)
Community & Economic Devlpmnt.				
Ag & Land Preservation	6,278	209,801	200,663	(203,523)
Agricultural Extension	0	0	0	0
Comm & Econ Devel.	75,000	80,000	80,000	(5,000)
Community Development	9,322,709	6,067,000	4,357,712	3,255,709
Conservation District	0	684,598	472,699	(684,598)
Planning	490,334	557,332	424,412	(66,998)
Growing Greener	1,654,663	2,580,130	4,037,695	(925,467)
Total Community & Economic Devl	\$ 11,548,984	\$ 10,178,861	\$ 9,573,181	\$ 1,370,123
Cultural/Recreation				
County Library Systems	2,610,187	2,461,974	2,364,969	148,213
Parks System	3,757,221	4,825,387	278,317	(1,068,166)
Total Cultural/Recreation	\$ 6,367,408	\$ 7,287,361	\$ 2,643,286	\$ (919,953)
Miscellaneous				
Liquid Fuels	2,618,441	2,938,140	1,475,069	(319,699)
Cash Advance	0	0	198,247	0
County Farm	10,610	10,549	9,728	61
Insurance	1,509,677	1,497,066	1,700,680	12,611
Security	813,757	695,614	675,900	118,143
Special Legislation	3,244,000	3,898,200	3,631,751	(654,200)
Total Miscellaneous	\$ 8,196,485	\$ 9,039,569	\$ 7,691,375	\$ (843,084)

Schedule of 2010 Adopted, 2009 Adopted and 2008 Actual Revenues
By Function

County of Berks, Pennsylvania
2010 Adopted Annual Budget

	2010 Budget Adopted	2009 Budget Adopted	2008 Actual	2010 vs 2009 Budget
Debt Service				
Debt Service	9,909,253	607,245	4,567,993	9,302,008
Total Debt Service	<u>\$ 9,909,253</u>	<u>\$ 607,245</u>	<u>\$ 4,567,993</u>	<u>\$ 9,302,008</u>
Berks Heim				
Berks Heim	36,829,066	36,282,883	34,829,060	546,183
Total Berks Heim	<u>\$ 36,829,066</u>	<u>\$ 36,282,883</u>	<u>\$ 34,829,060</u>	<u>\$ 546,183</u>
Youth Detention Center				
Youth Detention	12,414,189	11,550,882	10,835,267	863,307
Total Youth Detention	<u>\$ 12,414,189</u>	<u>\$ 11,550,882</u>	<u>\$ 10,835,267</u>	<u>\$ 863,307</u>
Emergency 911 System				
911 Systems	8,536,736	5,717,089	7,063,645	2,819,647
Total Emergency 911 System	<u>\$ 8,536,736</u>	<u>\$ 5,717,089</u>	<u>\$ 7,063,645</u>	<u>\$ 2,819,647</u>
Capital Projects				
Bond Farmland/Open Space Preservation	0	24,346,299	7,950,272	(24,346,299)
Capital Projects	31,658,641	0	5,659,203	31,658,641
Total Capital Projects	<u>\$ 31,658,641</u>	<u>\$ 24,346,299</u>	<u>\$ 13,609,475</u>	<u>\$ 7,312,342</u>
Total Revenues By Department				
By Function	<u>\$ 488,838,657</u>	<u>\$ 495,920,558</u>	<u>\$ 490,648,433</u>	<u>\$ (7,081,901)</u>

2010 Adopted Budget Expenditures by Type

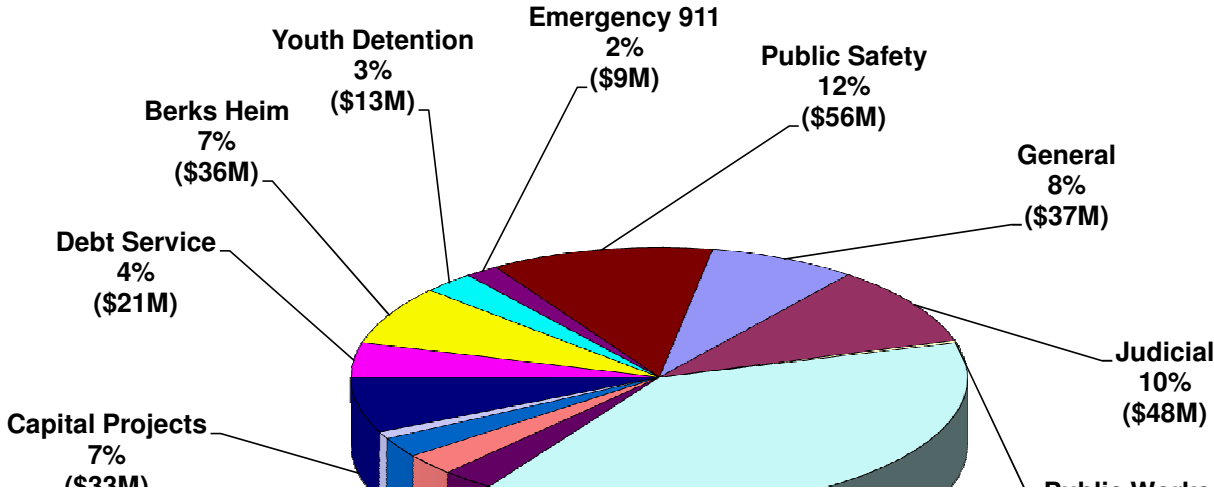


Schedule of 2010 Adopted Budget Expenditures by Type
By Fund

County of Berks, Pennsylvania
2010 Adopted Annual Budget

	Personnel	Operating Expenses	Capital	Interfund Transfers	Totals
General Fund	\$ 81,752,163	\$ 98,793,824	\$ 9,657,156	\$ 19,790,086	\$ 209,993,229
Special Revenue Fund					
Aging	\$ 3,369,364	\$ 7,120,276	\$ 0	\$ 721,730	\$ 11,211,370
Children & Youth Serv	9,936,206	26,606,924	7,500	1,934,770	38,485,400
Community Development	366,885	4,510,242	2,791,714	1,233,629	8,902,470
Council on Chemical Abuse	0	6,504,491	0	32,489	6,536,980
Domestic Relations	5,243,830	260,829	0	746,806	6,251,465
Health Choices	342,738	72,212,446	0	58,192	72,613,376
Human Services	65,363	3,004,744	0	306,091	3,376,198
Job Training	1,487,036	6,333,787	0	91,217	7,912,040
Liquid Fuels	74,730	359,882	1,808,172	108,792	2,351,576
MH/MR	442,132	20,888,310	0	104,045	21,434,487
Special Legislation	0	1,698,309	0	1,224,517	2,922,826
Total Special Revenue	\$ 21,328,284	\$ 149,500,240	\$ 4,607,386	\$ 6,562,278	\$ 181,998,188
Enterprise					
911 Systems	4,567,364	1,750,079	1,747,827	378,358	8,443,628
Berks Heim	26,055,192	8,333,265	260,660	850,608	35,499,725
Youth Detention	9,879,160	2,297,953	229,444	533,139	12,939,696
Total Enterprise	\$ 40,501,716	\$ 12,381,297	\$ 2,237,931	\$ 1,762,105	\$ 56,883,049
Capital					
Bond Farmland/Open Space Preservation	0	0	0	0	0
Capital Projects - GOB	0	0	3,058,004	0	3,058,004
Capital Projects	0	0	30,192,424	0	30,192,424
Total Capital	\$ 0	\$ 0	\$ 33,250,428	\$ 0	\$ 33,250,428
Total 2010 Expenditures	\$ <u>143,582,163</u>	\$ <u>260,675,361</u>	\$ <u>49,752,901</u>	\$ <u>28,114,469</u>	\$ <u>482,124,894</u>

2010 Adopted Budget Expenditures by Function



Schedule of 2010 Adopted, 2009 Adopted and 2008 Actual Expenditures
By Function

County of Berks, Pennsylvania
2010 Adopted Annual Budget

	2010 Budget Adopted	2009 Budget Adopted	2008 Actual	2010 vs 2009 Budget
General Government				
Budget	\$ 1,251,902	\$ 977,123	\$ 848,240	\$ 274,779
Commissioners	2,345,465	2,094,297	2,429,506	251,168
Controller	2,423,235	2,418,872	2,273,704	4,363
Election Services	1,822,985	1,613,293	1,472,621	209,692
Facilities	8,099,109	8,036,875	5,858,048	62,234
Fleet Management	287,924	274,455	231,500	13,469
Human Resources	2,562,565	1,557,878	1,442,580	1,004,687
Information Systems	7,202,719	7,075,340	5,140,523	127,379
Mailroom/Printing	534,270	622,991	504,708	(88,721)
Purchasing	639,712	517,504	496,339	122,208
Real Estate	3,551,629	2,693,865	2,226,662	857,764
Recorder of Deeds	2,201,356	2,381,115	2,247,876	(179,759)
Solicitor	1,167,808	1,129,073	1,125,794	38,735
Tax Claim	1,048,123	885,540	837,028	162,583
Tax Collectors	474,436	423,679	435,871	50,757
Telecommunications	255,968	341,918	298,805	(85,950)
Treasurer	844,303	800,360	709,858	43,943
Veterans Affairs	572,295	556,684	424,833	15,611
Total General Government	\$ 37,285,804	\$ 34,400,862	\$ 29,004,496	\$ 2,884,942
Judicial				
Clerk of Courts	2,242,641	2,180,470	1,961,093	62,171
Community Bail Program (BCPS)	605,690	633,270	601,362	(27,580)
Constables	0	0	2,851,061	0
Coroner	1,547,043	1,470,520	1,269,536	76,523
Court Reporters	1,971,430	2,054,779	1,948,022	(83,349)
Courts	8,915,674	9,188,534	8,590,118	(272,860)
District Attorney	8,965,412	8,381,226	7,516,142	584,186
District Justices	9,467,383	9,196,437	5,228,324	270,946
Law Library	596,054	567,368	521,885	28,686
Prothonotary	2,038,293	1,990,636	1,853,277	47,657
Public Defender	2,990,400	2,998,221	2,637,771	(7,821)
Register of Wills	938,719	922,392	835,061	16,327
Sheriff	7,553,535	7,171,323	6,937,470	382,212
Total Judicial	\$ 47,832,274	\$ 46,755,176	\$ 42,751,122	\$ 1,077,098
Public Safety				
Adult Probation	6,630,866	6,147,593	5,532,755	483,273
County Fire Training	474,126	443,020	268,830	31,106
CRC	2,492,219	0	1,178,112	2,492,219
Emergency Management	1,111,257	1,355,883	1,100,045	(244,626)
Juvenile Probation	15,042,302	16,129,083	14,724,648	(1,086,781)
Prison	30,183,185	35,484,578	28,211,193	(5,301,393)
RIP Offenders Grant	390,151	476,607	507,071	(86,456)
Total Public Safety	\$ 56,324,106	\$ 60,036,764	\$ 51,522,654	\$ (3,712,658)

Schedule of 2010 Adopted, 2009 Adopted and 2008 Actual Expenditures
By Function

County of Berks, Pennsylvania
2010 Adopted Annual Budget

	2010 Budget Adopted	2009 Budget Adopted	2008 Actual	2010 vs 2009 Budget
Human Services				
Aging	11,211,370	10,364,028	10,141,295	847,342
Children & Youth Serv	38,485,400	37,381,079	36,683,889	1,104,321
Council on Chemical Abuse	6,536,980	6,468,047	6,558,097	68,933
Domestic Relations	6,251,465	6,204,327	5,565,084	47,138
Health Choices	72,613,376	63,898,929	64,580,491	8,714,447
Human Services	3,376,198	3,049,826	3,467,209	326,372
Job Training	7,912,041	7,272,390	7,494,478	639,651
MH/MR	21,434,487	61,934,539	64,194,656	(40,500,052)
Child Care Information Services	17,994,614	17,483,750	17,611,070	510,864
Total Human Services	\$ 185,815,931	\$ 214,056,915	\$ 216,296,269	\$ (28,240,984)
Public Works				
Engineering	164,743	582,099	215,680	(417,356)
Solid Waste/Recycling	1,191,675	1,303,664	1,193,381	(111,989)
Total Public Works	\$ 1,356,418	\$ 1,885,763	\$ 1,409,061	\$ (529,345)
Community & Economic Devlpmnt.				
Ag & Land Preservation	363,563	810,784	439,904	(447,221)
Agricultural Extension	554,478	549,782	519,846	4,696
Comm & Econ Devel.	138,851	124,232	124,323	14,619
Community Development	8,902,470	6,067,001	4,809,451	2,835,469
Conservation District	0	1,182,521	1,048,989	(1,182,521)
Planning	1,594,696	1,890,590	1,577,248	(295,894)
Growing Greener	1,654,663	1,858,321	4,038,534	(203,658)
Total Community & Economic Devl	\$ 13,208,721	\$ 12,483,231	\$ 12,558,295	\$ 725,490
Cultural/Recreation				
County Library Systems	6,234,694	6,383,151	5,762,792	(148,457)
Parks System	6,770,457	8,027,346	2,783,214	(1,256,889)
Total Cultural/Recreation	\$ 13,005,151	\$ 14,410,497	\$ 8,546,006	\$ (1,405,346)
Miscellaneous				
Liquid Fuels	2,351,576	3,297,868	1,112,193	(946,292)
Cash Advance	0	0	7,899,077	0
Contingency General	4,172,486	3,955,458	0	217,028
County Farm	1,376	1,016	893	360
Insurance	1,588,259	1,712,096	1,476,565	(123,837)
Security	1,043,977	981,895	1,008,211	62,082
Special Legislation	2,922,826	3,283,863	3,121,035	(361,037)
Total Miscellaneous	\$ 12,080,500	\$ 13,232,196	\$ 14,617,974	\$ (1,151,696)
Not for Profits				
BARTA	258,906	241,000	234,822	17,906
Community Organizations	773,016	899,625	978,621	(126,609)
RACC	3,200,000	3,200,000	3,200,000	0
Total Not for Profits	\$ 4,231,922	\$ 4,340,625	\$ 4,413,443	\$ (108,703)

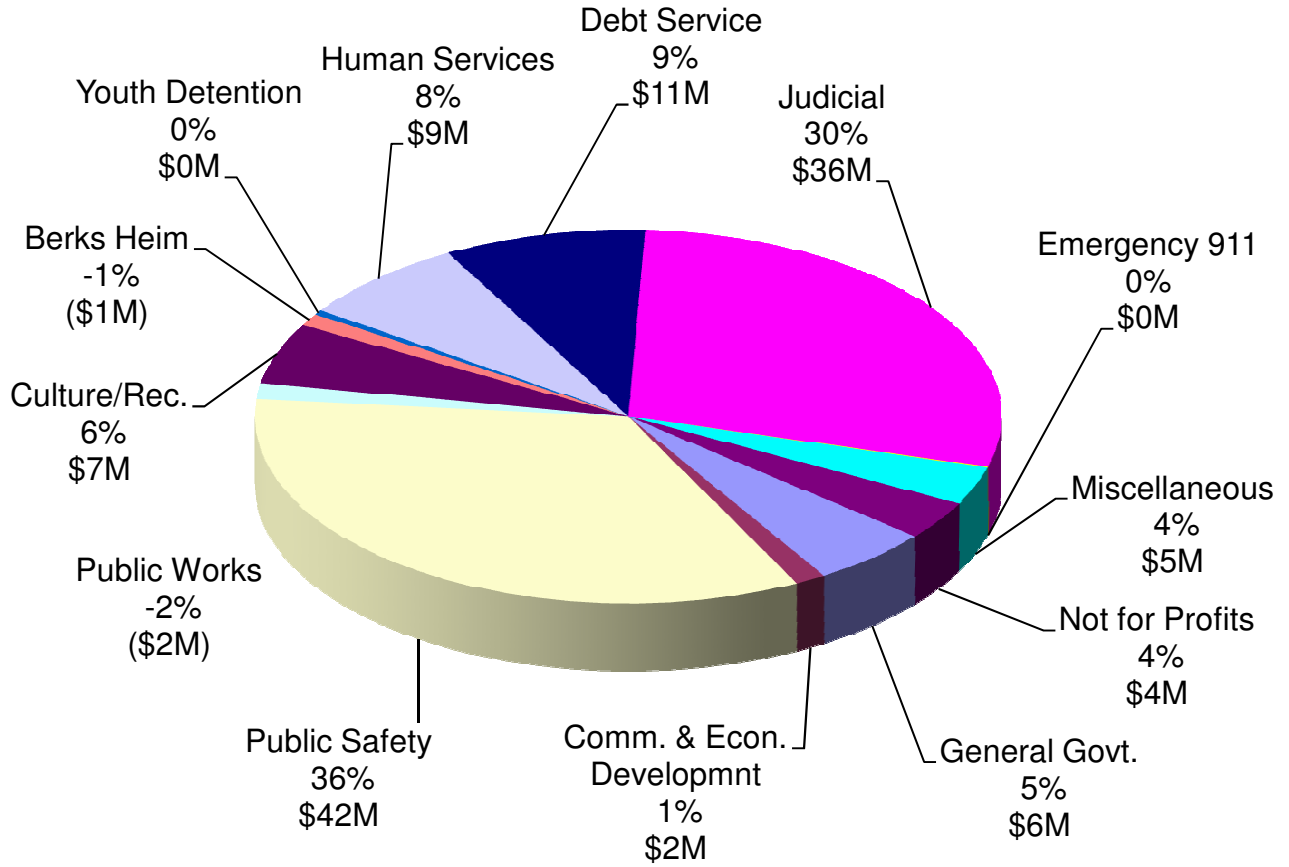
Schedule of 2010 Adopted, 2009 Adopted and 2008 Actual Expenditures
By Function

County of Berks, Pennsylvania
2010 Adopted Annual Budget

	2010 Budget Adopted	2009 Budget Adopted	2008 Actual	2010 vs 2009 Budget
Debt Service				
Debt Service	20,850,592	15,070,150	31,272,782	5,780,442
Total Debt Service	<u>\$ 20,850,592</u>	<u>\$ 15,070,150</u>	<u>\$ 31,272,782</u>	<u>\$ 5,780,442</u>
Berks Heim				
Berks Heim	35,499,725	35,661,258	37,089,818	(161,533)
Total Berks Heim	<u>\$ 35,499,725</u>	<u>\$ 35,661,258</u>	<u>\$ 37,089,818</u>	<u>\$ (161,533)</u>
Youth Detention Center				
Youth Detention	12,939,695	12,694,689	14,033,304	245,006
Total Youth Detention	<u>\$ 12,939,695</u>	<u>\$ 12,694,689</u>	<u>\$ 14,033,304</u>	<u>\$ 245,006</u>
Emergency 911 System				
911 Systems	8,443,627	6,546,133	5,759,836	1,897,494
Total Emergency 911 System	<u>\$ 8,443,627</u>	<u>\$ 6,546,133</u>	<u>\$ 5,759,836</u>	<u>\$ 1,897,494</u>
Capital Projects				
Bond Farmland/Open Space Preservation	3,058,004	5,895,377	10,435,746	(2,837,373)
Capital Projects	30,192,424	0	37,797,876	30,192,424
Total Capital Projects	<u>\$ 33,250,428</u>	<u>\$ 5,895,377</u>	<u>\$ 48,233,622</u>	<u>\$ 27,355,051</u>
Total Expenses By Department By Function	<u>\$ 482,124,894</u>	<u>\$ 477,469,636</u>	<u>\$ 517,508,682</u>	<u>\$ 4,655,258</u>

Note: 2009 Budget was restated to move Constable budget into the District Justice budget.

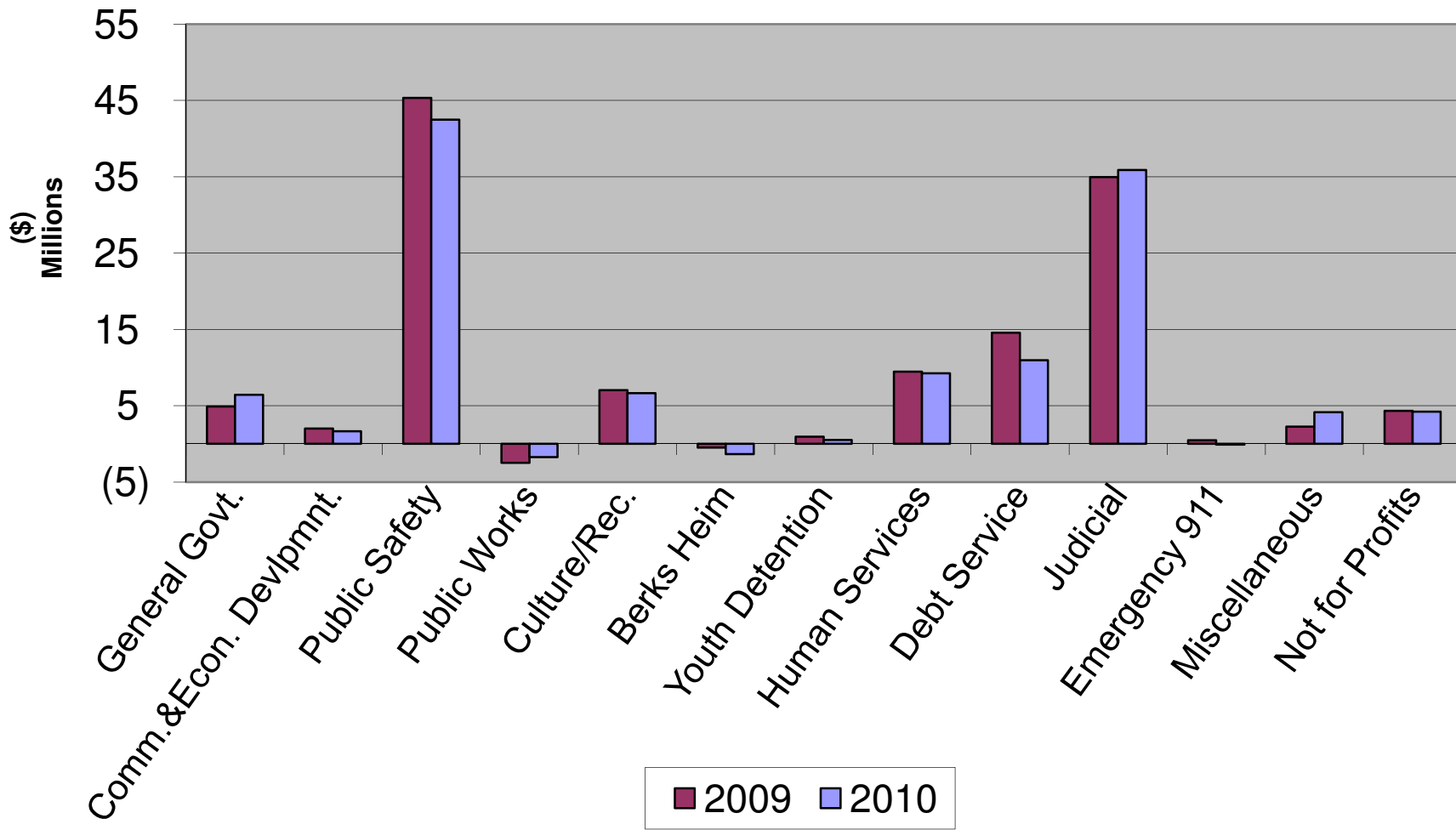
2010 Adopted Budget Consumption of Taxes By Function



<u>Function</u>	<u>Total Revenues</u>	<u>Total Expenditures</u>	<u>Fund Balance Used</u>	<u>Taxes used per Department</u>	<u>Taxes Budgeted</u>
<u>General Government</u>	<u>Amt.</u>	<u>Amt.</u>	<u>Amt.</u>	<u>Amt.</u>	<u>Amt.</u>
Budget	883,692	1,251,902	0	(368,210)	
Commissioners	1,239,215	2,345,465	0	(1,106,250)	
Controller	2,093,143	2,423,235	0	(330,092)	
Election Services	320	1,822,985	0	(1,822,665)	
Facilities	695,728	8,099,109	0	(7,403,381)	
Fleet Management	224,539	287,924	0	(63,385)	
Human Resources	2,098,788	2,562,565	0	(463,777)	
Information Systems	4,437,169	7,202,719	0	(2,765,550)	
Mailroom/Printing	469,468	534,270	0	(64,802)	
Non-Departmental	9,811,526	0	0	9,811,526 *	
Purchasing	441,148	639,712	0	(198,564)	
Real Estate	16,675	3,551,629	0	(3,534,954)	
Recorder of Deeds	2,605,000	2,201,356	0	403,644	
Solicitor	1,203,858	1,167,808	0	36,050	
Tax Claim	2,010,500	1,048,123	0	962,377	4,000,000
Tax Collectors	40,000	474,436	0	(434,436)	
Telecommunications	337,136	255,968	0	81,168	
Treasurer	2,240,858	844,303	0	1,396,555	123,008,976
Veterans Affairs	0	572,295	0	(572,295)	
Total General Government Function	30,848,763	37,285,804	0	(6,437,041)	127,008,976
* Building Use Charge recorded as a revenue through the Cost Allocation Plan in the Facilities Support Services, County Buildings and AG-Storage Building budget.					
Revenue total of \$30,848,763 plus \$127,008,976 Tax revenue equals total General Government Function revenue of \$157,857,739.					
Judicial					
Clerk of Courts	1,382,947	2,242,641	0	(859,694)	
Community Bail Program (BCPS)	236,000	605,690	0	(369,690)	
Coroner	41,000	1,547,043	0	(1,506,043)	
Court Reporters	0	1,971,430	0	(1,971,430)	
Courts	1,468,884	8,915,674	0	(7,446,790)	
District Attorney	807,914	8,965,412	0	(8,157,498)	
District Justices	3,675,000	9,467,383	0	(5,792,383)	
Law Library	9,160	596,054	0	(586,894)	
Prothonotary	1,830,000	2,038,293	0	(208,293)	
Public Defender	36,039	2,990,400	0	(2,954,361)	
Register of Wills	869,640	938,719	0	(69,079)	
Sheriff	1,586,800	7,553,535	0	(5,966,735)	
Total Judicial Function	11,943,384	47,832,274	0	(35,888,890)	0
Public Safety					
Adult Probation	2,250,085	6,630,866	0	(4,380,781)	
CRC	222,276	2,492,219	0	(2,269,943)	
County Fire Training	44,570	474,126	0	(429,556)	
Emergency Management	266,000	1,111,257	0	(845,257)	
Juvenile Probation	7,812,716	15,042,302	0	(7,229,586)	
Prison	2,793,635	30,183,185	0	(27,389,550)	
RIP Offenders Grant	452,977	390,151	0	62,826	
Total Public Safety Function	13,842,259	56,324,106	0	(42,481,847)	0
Human Services					
Aging	11,271,104	11,211,370	59,734	0	
Children & Youth Serv	32,979,299	38,485,400	0	(5,506,101)	
Council on Chemical Abuse	4,778,545	6,536,980	0	(1,758,435)	
Domestic Relations	5,159,413	6,251,465	0	(1,092,052)	
Health Choices	72,613,376	72,613,376	0	0	
Human Services	3,342,825	3,376,198	(33,373)	0	
Job Training	7,947,038	7,912,041	34,997	0	
MH/MR	20,559,487	21,434,487	0	(875,000)	
Child Care Information Services	17,994,614	17,994,614	0	0	
Total Human Services Function	176,645,701	185,815,931	61,358	(9,231,588)	0
Public Works					
Engineering	61,859	164,743	0	(102,884)	
Solid Waste/Recycling	3,026,953	1,191,675	0	1,835,278	
Total Public Works Function	3,088,812	1,356,418	0	1,732,394	0

<u>Function</u>	<u>Total Revenues</u>	<u>Total Expenditures</u>	<u>Fund Balance Used</u>	<u>Taxes used per Department</u>	<u>Taxes Budgeted</u>
<u>Community & Economic Dvlpmnt</u>					
Ag & Land Preservation	6,278	363,563	0	(357,285)	
Agricultural Extension	0	554,478	0	(554,478)	
Comm & Econ Devel.	75,000	138,851	0	(63,851)	
Community Development	9,322,709	8,902,470	0	420,239	
Conservation District Planning	0	0	0	0	
Planning	490,334	1,594,696	0	(1,104,362)	
Growing Greener	1,654,663	1,654,663	0	0	
Total Commun & Econom Dvlpmnt Function	11,548,984	13,208,721	0	(1,659,737)	0
<u>Cultural/Recreation</u>					
Co Library Systems	2,610,187	6,234,694	0	(3,624,507)	
Parks System	3,757,221	6,770,457	0	(3,013,236)	
Total Cultural/Recreation Function	6,367,408	13,005,151	0	(6,637,743)	0
<u>Miscellaneous</u>					
Liquid Fuels	2,618,441	2,351,576	266,865	0	
Contingency General	0	4,172,486	0	(4,172,486)	
County Farm	10,610	1,376	0	9,234	
Insurance	1,509,677	1,588,259	0	(78,582)	
Security	813,757	1,043,977	0	(230,220)	
Special Legislation	3,244,000	2,922,826	0	321,174	
Total Miscellaneous Function	8,196,485	12,080,500	266,865	(4,150,880)	0
<u>Not for Profits</u>					
BARTA	0	258,906	0	(258,906)	
Community Organizations	0	773,016	0	(773,016)	
RACC	0	3,200,000	0	(3,200,000)	
Total Not for Profits Function	0	4,231,922	0	(4,231,922)	0
<u>Debt Service</u>					
Debt Service	9,909,253	20,850,592	0	(10,941,339)	
Total Debt Service Function	9,909,253	20,850,592	0	(10,941,339)	0
<u>Berks Heim</u>					
Berks Heim	36,829,066	35,499,725	0	1,329,341	
Total Berks Heim Function	36,829,066	35,499,725	0	1,329,341	0
<u>Youth Detention Center</u>					
Youth Detention	12,414,189	12,939,695	0	(525,506)	
Total Youth Detention Center Function	12,414,189	12,939,695	0	(525,506)	0
<u>Emergency 911 System</u>					
911 Systems	8,536,736	8,443,627	0	93,109	
Total Emergency 911 Function	8,536,736	8,443,627	0	93,109	0
<u>Capital Projects</u>					
Bond Farmland/Open Space Preservation	0	3,058,004	(3,058,004)	0	
Capital Projects	31,658,641	30,192,424	1,466,217	0	
Total Capital Function	31,658,641	33,250,428	(1,591,787)	0	0
Total Taxes Consumed				(119,031,649)	
Less: Capital Projects	(31,658,641)	(33,250,428)	1,591,787	0	
Budget Surplus			8,305,550	(8,305,550)	
Special Revenue Fund Balance Used			(328,223)	328,223	
Grand Total of All Functions	330,171,040	448,874,466	8,305,550	(127,008,976)	127,008,976
Tax Revenue	127,008,976				
Total Functions w/out Capital Projects	457,180,016	448,874,466			

Consumption of Taxes Comparison by Function



Schedule of 2010 Adopted Budget Expenditures
For Sponsored Not For Profits and Affiliated Entities

County of Berks, Pennsylvania
2010 Adopted Annual Budget

Animal Rescue League	\$ 4,000
BARTA	258,906
BCTV	60,000
Berks Arts Council	20,000
Berks Co Museum Council	5,000
Berks County Conservancy	20,000
Berks County Humane Society	4,000
(1) Berks Economic Partnership	500,000
Berks Historical Society	15,000
Center for Community Leadership	5,000
Council on Chemical Abuse	1,725,946
Crime Alert Berks County	8,000
Downtown Improvement District	10,000
Eastern PA EMS Council	5,000
Industrial Development Authority	138,070
(2) Reading Area Community College	3,200,000
Reading Public Library, Inc.	900,000
Tourism Bureau of Berks County	50,000
Visiting Nurses of Berks County	<u>26,000</u>
Total Sponsored Not For Profits	\$ <u><u>6,954,922</u></u>

Footnotes:

- (1) In addition, the County will direct BCIDA to forward half of the 09/10 LEDA funds to BEP.
- (2) Represents \$3.1M for operating subsidy and \$100K for capital projects only.